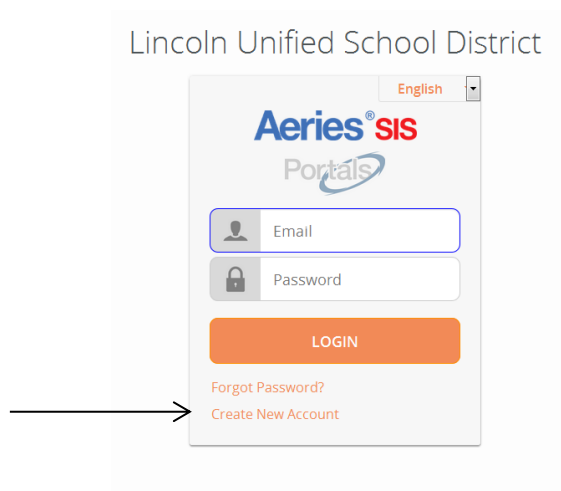


## Creating New Accounts on Aeries' Parent/Student Portal

Please Note: You do not need to set up a new account every year. If you already have one, continue to use that username and password.

Parents/guardians or Students with VPC, ID number and home telephone information (you can obtain this information from your school office) in hand can go to the Parent/Student Portal website below and select the **Create New Account link**. This will take you through the Registration Process.

<https://www.accessmystudent.com/lincoln>



Lincoln Unified School District

English

**Aeries<sup>®</sup> SIS**  
Portals

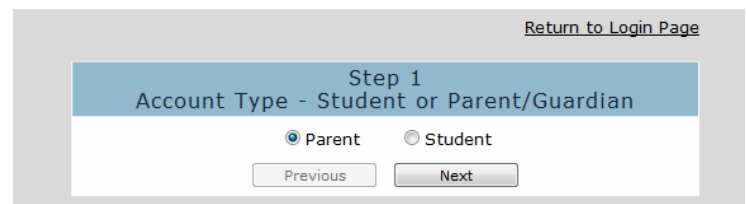
Email

Password

LOGIN

[Forgot Password?](#)  
[Create New Account](#)

- Choose "parent" or "student" and click **next**.

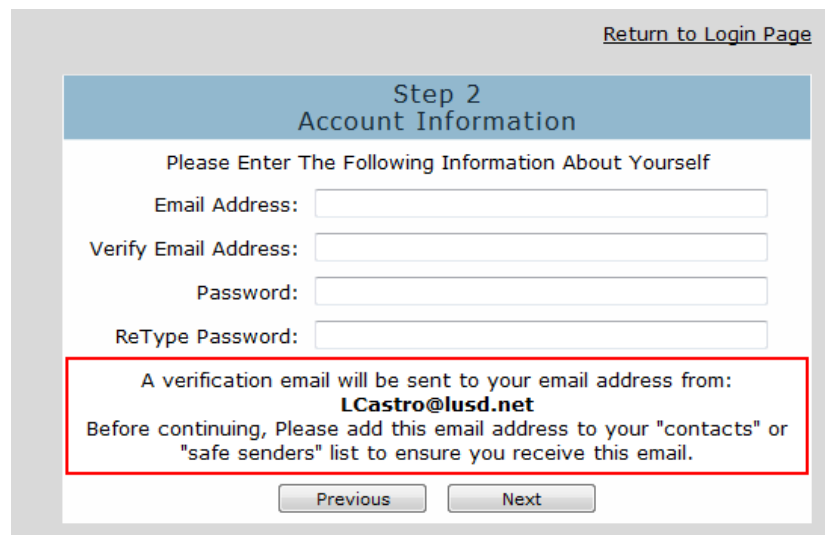


[Return to Login Page](#)

Step 1  
Account Type - Student or Parent/Guardian

Parent  Student

- You will be prompted for an email address and a password to use for your new account.



[Return to Login Page](#)

Step 2  
Account Information

Please Enter The Following Information About Yourself

Email Address:

Verify Email Address:

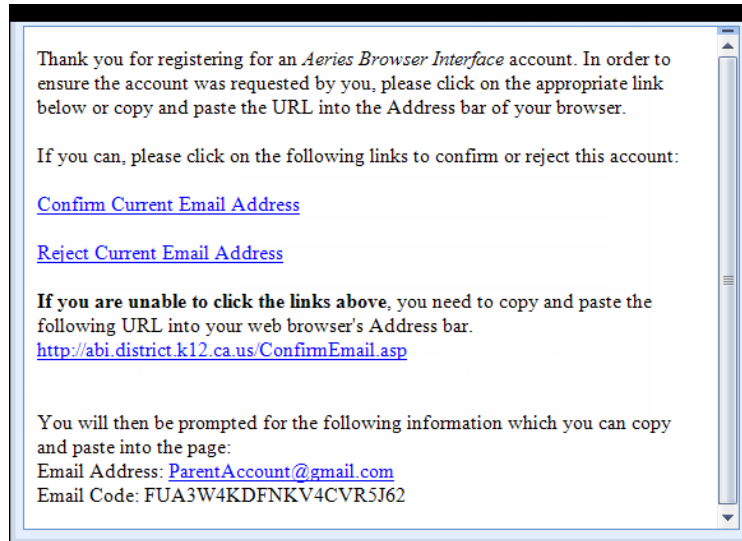
Password:

ReType Password:

A verification email will be sent to your email address from:  
**LCastro@lUSD.net**  
Before continuing, Please add this email address to your "contacts" or  
"safe senders" list to ensure you receive this email.

- After the email address and password has been setup for your new account, an email will be sent to that email address and the registration process will be halted until you go to your email inbox and click the **Confirm link** in the email was sent.

(Please note: You can either click on the Confirm or Reject links or, if the links are not active, you can manually go to the URL specified and manually confirm or reject the account.)



- If you select the Confirm link, the following webpage will be displayed and you can continue with the registration process when you select "Click Here".

Thank You. Your account has been verified. You may now continue with the registration process by clicking the following link: [Click Here](#).

- Enter the student's VPC, student ID and home telephone you wish to gain access to. (Information is obtained from the school office.)

[Login Page](#)

**Step 4**  
**Student Verification**

**Please Enter The Following Information About Your Student**

Student Permanent ID Number:

Student Home Telephone Number:

Verification Code:

- Select a prompt for "Which Record Represents You?" and select next.

[Login Page](#)

**Step 5**  
**Emergency Contact Verification**

**Alice Cristine Smith has been added to your account.**

Please choose the Contact record that represents you so the email address can be properly updated.

	Name	Relation
<input type="radio"/>	Jane Smith	Mother
<input type="radio"/>	John Smith	Father
<input type="radio"/>	Joe Jones	Uncle
<input type="radio"/>	Jen Jones	Aunt
<input checked="" type="radio"/>	<b>None of the above</b>	